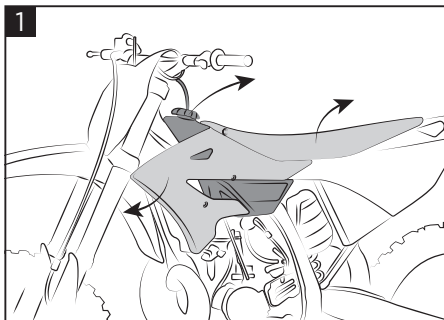


FUEL TANK YAMAHA YZ 125-250 2022

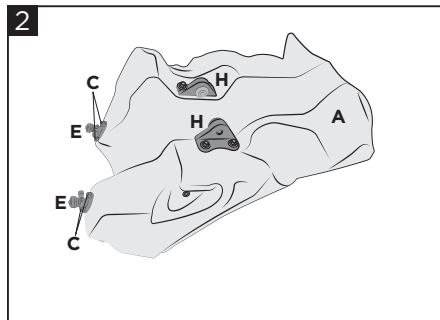
SERBATOIO YAMAHA YZ 125-250 2022

COD. 500008610

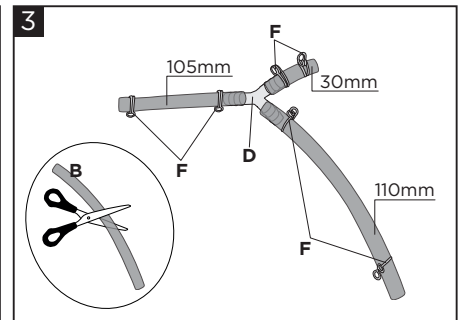
ACERBIS PARTS					OEM PARTS		
A - (1 PCS)	F - (6 PCS)	B - (1 PCS)	C - (4 PCS)	D - (1 PCS)	M - (2 PCS)	N - (1 PCS)	O - (1 PCS)
				E - (2 PCS)	H - (2 PCS)	I - (2 PCS)	L - (6 PCS)



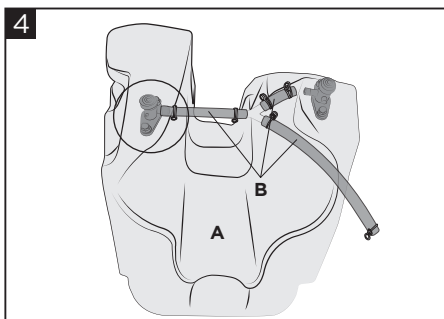
1
Remove the spoilers and the saddle and disassemble the original tank.
 Rimuovere gli spoiler e la sella e smontare il serbatoio originale.



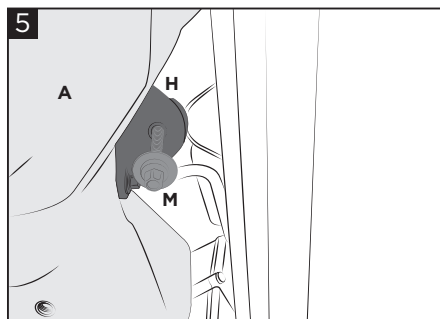
2
Fit the original connections (H) and the taps (E) using the screws (C).
 Montare gli attacchi originali (H) e i rubinetti (E) tramite le viti (C).



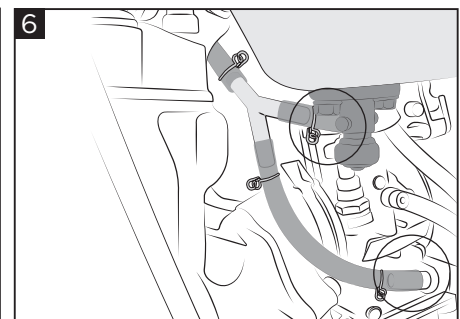
3
Cut the pipe (B) following the measurements shown in the figure and connect it through the Y fitting (D). Fit the hose clamps (F).
 Tagliare il tubo (B) seguendo le misure indicate in figura e collegarlo tramite il raccordo a Y (D). Calzare le fascette stringitubo (F).



4
Connect the 105mm cable to the indicated tap.
 Collegare il cavo da 105mm al rubinetto indicato.



5
English descriptionMount the Acerbis tank (A) on the bike using the original attachments (H) previously assembled using the original screws (M).
 Montare il serbatoio Acerbis (A) sulla moto tramite gli attacchi originali (H) precedentemente assemblati utilizzando le viti originali (M).



6
Connect the 30mm hose to the other tap and the remaining one to the carburetor as shown in the figure.
 Collegare il tubo da 30mm all'altro rubinetto e quello rimanente al carburatore come mostrato in figura.

WARNING!

It is **EXTREMELY IMPORTANT** that the fuel tank be properly installed. To ensure proper installation, it is **STRONGLY RECOMMENDED** that the tank be installed only by a qualified OEM licensed dealership mechanic. Improper installation could result in serious injury or even death. If self-installed **NOTE THE FOLLOWING**. Particular attention must be paid to excessive fuel line length and fuel line proximity to hot engine areas and pipes to prevent fire.

Clean tank interior thoroughly before installation. Install this fuel tank only in a well ventilated area, as gasoline fumes are extremely dangerous. Do not start or operate the vehicle if there are any fuel leaks! Read all instructions first before beginning installation.

EUROPE

ACERBIS ITALIA S.P.A.
 VIA SERIO, 37
 24021 ALBINO (BG)
 ITALY

U.S.A.

ACERBIS U.S.A. INC.
 MAIL P.O. BOX 2030
 SUN VALLEY, ID 83353
 SHIP 110 LINDAY CIRCLE
 KETCHUM, ID 83340
 U.S.A.

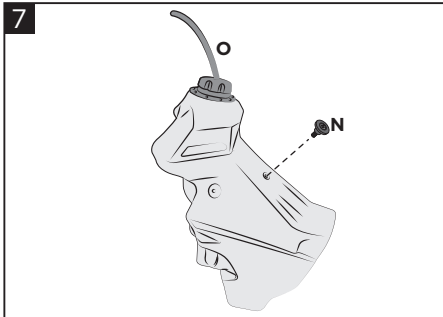
UNITED KINGDOM

ACERBIS U.K LTD
 UNIT 2 LUTON ENTERPRISE PARK
 SUNDON PARK ROAD
 LUTON, BEDFORDSHIRE LU3 3GU
 GREAT BRITAIN

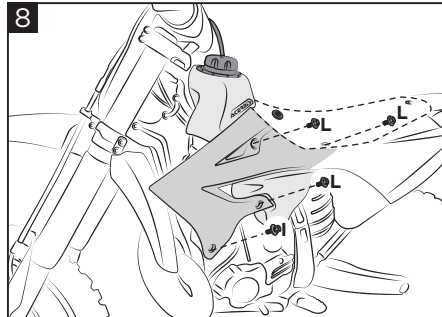
FUEL TANK YAMAHA YZ 125-250 2022

SERBATOIO YAMAHA YZ 125-250 2022

COD. 500008610



Assemble the original tube (O) in the cap. Tighten the original saddle screw (N).
Assemblare nel tappo il tubo originale (O).
Avvitare vite sella originale (N).



Refit the saddle and side panels using screws (L) and (I) (with their bushings).
Rimontare sella e fianchetti utilizzando viti (L) e (I) (con le proprie boccole).

DISCLAIMER

Due to uncontrolled variables in the manufacturing process of rotational molded fuel tanks, the fuel tank may vary in size and shape by up to 7% of the manufacturer's original listed capacity.

LIBERATORIA

A causa di variabili inponderabili nel processo di stampaggio rotazionale dei serbatoi, questi possono differire in forma e dimensioni fino al 7% rispetto alla capacità dichiarata.

FOR COMPETITION USE ONLY - SOLO PER USO MOTOCICLISTICO

WARNING!

It is **EXTREMELY IMPORTANT** that the fuel tank be properly installed. To ensure proper installation, it is **STRONGLY RECOMMENDED** that the tank be installed only by a qualified OEM licensed dealership mechanic. Improper installation could result in serious injury or even death. If self-installed **NOTE THE FOLLOWING**. Particular attention must be paid to excessive fuel line length and fuel line proximity to hot engine areas and pipes to prevent fire.

Clean tank interior thoroughly before installation. Install this fuel tank only in a well ventilated area, as gasoline fumes are extremely dangerous. Do not start or operate the vehicle if there are any fuel leaks! Read all instructions first before beginning installation.

EUROPE

ACERBIS ITALIA S.P.A.
VIA SERIO, 37
24021 ALBINO (BG)
ITALY

U.S.A.

ACERBIS U.S.A. INC.
MAIL P.O. BOX 2030
SUN VALLEY, ID 83353
SHIP 110 LINDAY CIRCLE
KETCHUM, ID 83340
U.S.A.

UNITED KINGDOM

ACERBIS U.K LTD
UNIT 2 LUTON ENTERPRISE PARK
SUNDON PARK ROAD
LUTON, BEDFORDSHIRE LU3 3GU
GREAT BRITAIN